






EMPLACAMENTO DAS ASSOCIADAS ABEIFA - 2018

VEÍCULOS DE PRODUÇÃO NACIONAL

MARCA/MODELO		jan	fev	mar	abr	mai	jun	jul	ago	set	out	nov	dez	Total
 BMW	Total	595	435	599	0	0	0	0	0	0	0	0	0	1.629
	Share	38,59%	34,86%	35,03%										36,20%
SÉRIE 1														0
SÉRIE 3		248	164	228										640
X1		332	254	347										933
X3		1	4	3										8
X4		14	13	21										48
 CHERY	Total	397	302	307	0	0	0	0	0	0	0	0	0	1.006
	Share	25,75%	24,20%	17,95%										22,36%
CELER		28	12	29										69
CELER SEDAN		24	5	1										30
CIELO HATCH														0
QQ		345	285	259										889
TIGGO				18										18
 LAND ROVER	Total	330	369	605	0	0	0	0	0	0	0	0	0	1.304
	Share	21,40%	29,6%	35,4%										28,98%
EVOQUE		109	132	227										468
DISCOVERY		221	237	378										836
 MINI	Total	0	0	0	0	0	0	0	0	0	0	0	0	0
	Share													
COOPER S COUNTRYMAN		0	0	0	0	0	0	0	0	0	0	0	0	0
 SUZUKI	Total	220	142	199	0	0	0	0	0	0	0	0	0	561
	Share	14,27%	11,4%	11,6%										12,47%
JIMNY		220	142	199										561
TOTAL PROD. NACIONAL ...		1.542	1.248	1.710	0	0	0	0	0	0	0	0	0	4.500

TOTAL ABEIFA (IMPORTADOS + NACIONAIS)	3.967	3.825	5.167	0	0	0	0	0	0	0	0	0	0	12.959
---	--------------	--------------	--------------	----------	----------	----------	----------	----------	----------	----------	----------	----------	----------	---------------