






EMPLACAMENTO DAS ASSOCIADAS ABEIFA - 2018

VEÍCULOS DE PRODUÇÃO NACIONAL

| MARCA/MODELO | | jan | fev | mar | abr | mai | jun | jul | ago | set | out | nov | dez | Total |
|---|--------------|---------------|---------------|---------------|---------------|---------------|---------------|---------------|----------|----------|----------|----------|----------|---------------|
|  BMW | Total | 595 | 435 | 599 | 737 | 846 | 785 | 677 | 0 | 0 | 0 | 0 | 0 | 4.674 |
| | Share | 38,59% | 34,86% | 35,03% | 40,58% | 43,81% | 42,87% | 36,57% | | | | | | 39,18% |
| SÉRIE 1 | | | | | | | | | | | | | | 0 |
| SÉRIE 3 | | 248 | 164 | 228 | 317 | 381 | 306 | 226 | | | | | | 1.870 |
| X1 | | 332 | 254 | 347 | 353 | 349 | 358 | 327 | | | | | | 2.320 |
| X3 | | 1 | 4 | 3 | 31 | 62 | 88 | 77 | | | | | | 266 |
| X4 | | 14 | 13 | 21 | 36 | 54 | 33 | 47 | | | | | | 218 |
|  CAOA CHERY | Total | 397 | 302 | 307 | 341 | 427 | 490 | 727 | 0 | 0 | 0 | 0 | 0 | 2.991 |
| | Share | 25,75% | 24,20% | 17,95% | 18,78% | 22,11% | 26,76% | 39,28% | | | | | | 25,07% |
| CELER | | 28 | 12 | 29 | 18 | 11 | 14 | 5 | | | | | | 117 |
| CELER SEDAN | | 24 | 5 | 1 | 2 | 3 | 1 | 1 | | | | | | 37 |
| CIELO HATCH | | | | | | | | | | | | | | 0 |
| QQ | | 345 | 285 | 259 | 244 | 244 | 239 | 265 | | | | | | 1.881 |
| TIGGO | | | | 18 | 77 | 169 | 236 | 456 | | | | | | 956 |
|  LAND ROVER | Total | 330 | 369 | 605 | 563 | 470 | 397 | 269 | 0 | 0 | 0 | 0 | 0 | 3.003 |
| | Share | 21,40% | 29,6% | 35,4% | 31,0% | 24,3% | 21,7% | 14,5% | | | | | | 25,17% |
| EVOQUE | | 109 | 132 | 227 | 224 | 168 | 98 | 68 | | | | | | 1.026 |
| DISCOVERY | | 221 | 237 | 378 | 339 | 302 | 299 | 201 | | | | | | 1.977 |
|  MINI | Total | 0 | 0 | 0 | 0 | 0 | 0 | 0 | 0 | 0 | 0 | 0 | 0 | 0 |
| | Share | | | | | | | | | | | | | |
| COOPER S COUNTRYMAN | | 0 | 0 | 0 | 0 | 0 | 0 | 0 | 0 | 0 | 0 | 0 | 0 | 0 |
|  SUZUKI | Total | 220 | 142 | 199 | 175 | 188 | 159 | 178 | 0 | 0 | 0 | 0 | 0 | 1.261 |
| | Share | 14,27% | 11,4% | 11,6% | 9,6% | 9,7% | 8,7% | 9,6% | | | | | | 10,57% |
| JIMNY | | 220 | 142 | 199 | 175 | 188 | 159 | 178 | | | | | | 1.261 |
| TOTAL PROD. NACIONAL ... | | 1.542 | 1.248 | 1.710 | 1.816 | 1.931 | 1.831 | 1.851 | 0 | 0 | 0 | 0 | 0 | 11.929 |

| | | | | | | | | | | | | | | |
|---|--------------|--------------|--------------|--------------|--------------|--------------|--------------|----------|----------|----------|----------|----------|----------|---------------|
| TOTAL ABEIFA (IMPORTADOS + NACIONAIS) | 3.967 | 3.825 | 5.167 | 5.053 | 5.169 | 4.844 | 4.951 | 0 | 0 | 0 | 0 | 0 | 0 | 32.976 |
|---|--------------|--------------|--------------|--------------|--------------|--------------|--------------|----------|----------|----------|----------|----------|----------|---------------|