






**EMPLACAMENTO DAS ASSOCIADAS ABEIFA - 2018**  
**VEÍCULOS DE PRODUÇÃO NACIONAL**

MARCA/MODELO		jan	fev	mar	abr	mai	jun	jul	ago	set	out	nov	dez	Total
 <b>BMW</b>	<b>Total</b>	595	435	0	0	0	0	0	0	0	0	0	0	1.030
	<b>Share</b>	<b>38,59%</b>	<b>34,83%</b>											<b>36,90%</b>
SÉRIE 1														0
SÉRIE 3		248	164											412
X1		332	254											586
X3		1	4											5
X4		14	13											27
 <b>CHERY</b>	<b>Total</b>	397	302	0	0	0	0	0	0	0	0	0	0	699
	<b>Share</b>	<b>25,75%</b>	<b>24,18%</b>											<b>25,04%</b>
CELER		28	12											40
CELER SEDAN		24	5											29
CIELO HATCH														0
QQ		345	285											630
 <b>LAND ROVER</b>	<b>Total</b>	330	369	0	0	0	0	0	0	0	0	0	0	699
	<b>Share</b>	<b>21,40%</b>	<b>29,5%</b>											<b>25,04%</b>
EVOQUE		109	132											241
DISCOVERY		221	237											458
 <b>MINI</b>	<b>Total</b>	0	0	0	0	0	0	0	0	0	0	0	0	0
	<b>Share</b>													
COOPER S COUNTRYMAN		0	0	0	0	0	0	0	0	0	0	0	0	0
 <b>SUZUKI</b>	<b>Total</b>	220	143	0	0	0	0	0	0	0	0	0	0	363
	<b>Share</b>	<b>14,27%</b>	<b>11,4%</b>											<b>13,01%</b>
JIMNY		220	143											363
<b>TOTAL PROD. NACIONAL ...</b>		<b>1.542</b>	<b>1.249</b>	<b>0</b>	<b>0</b>	<b>0</b>	<b>0</b>	<b>0</b>	<b>0</b>	<b>0</b>	<b>0</b>	<b>0</b>	<b>0</b>	<b>2.791</b>

<b>TOTAL ABEIFA</b> (IMPORTADOS + NACIONAIS)	<b>3.967</b>	<b>3.826</b>	<b>0</b>	<b>0</b>	<b>0</b>	<b>0</b>	<b>0</b>	<b>0</b>	<b>0</b>	<b>0</b>	<b>0</b>	<b>0</b>	<b>0</b>	<b>7.793</b>
---	--------------	--------------	----------	----------	----------	----------	----------	----------	----------	----------	----------	----------	----------	--------------