




























EMPLACAMENTO ASSOCIADAS ABEIFA - RESUMO POR MARCA

	RESULTADOS MENSAIS					ACUMULADO JANEIRO/DEZEMBRO		
	Dez 2013 [A]	Nov 2014 [B]	Dez 2014 [C]	Variação (%)		2013 [D]	2014 [E]	Variação (%) [D] → [E]
				[B] → [C]	[A] → [C]			
 ASTON MARTIN	0	0	2	-	-	12	11	↓ -8,3%
 BENTLEY	0	3	1	↓ -66,7%	-	14	15	↑ 7,1%
 BMW	1.313	1.244	1.589	↑ 27,7%	↑ 21,0%	13.887	14.826	↑ 6,8%
 CHANGAN	58	2	44	-	↓ -24,1%	1.143	184	↓ -83,9%
 CHERY	1.077	853	1.081	↑ 26,7%	↑ 0,4%	8.067	9.547	↑ 18,3%
 CHRYSLER	47	18	13	↓ -27,8%	↓ -72,3%	503	299	↓ -40,6%
 DODGE	271	300	436	↑ 45,3%	↑ 60,9%	2.833	3.337	↑ 17,8%
 FERRARI	2	5	6	↑ 20,0%	↑ 200,0%	37	35	↓ -5,4%
 GEELY	3	27	29	↑ 7,4%	-	3	182	-
 HAFEI MOTOR	122	12	10	↓ -16,7%	↓ -91,8%	2.142	473	↓ -77,9%
 JAC MOTORS	1.001	375	639	↑ 70,4%	↓ -36,2%	15.980	8.416	↓ -47,3%
 JAGUAR	21	33	37	↑ 12,1%	↑ 76,2%	293	381	↑ 30,0%
 JEEP	128	444	540	↑ 21,6%	↑ 321,9%	3.581	3.297	↓ -7,9%
 JINBEI AUTOMOBILE	39	65	26	↓ -60,0%	↓ -33,3%	932	677	↓ -27,4%
 KIA MOTORS	2.515	1.827	2.350	↑ 28,6%	↓ -6,6%	29.134	23.789	↓ -18,3%
 LAMBORGHINI	1	1	0	↓ -100,0%	↓ -100,0%	14	10	↓ -28,6%
 LAND ROVER	989	637	902	↑ 41,6%	↓ -8,8%	10.641	9.385	↓ -11,8%
 LIFAN	435	680	911	↑ 34,0%	↑ 109,4%	2.264	5.355	↑ 136,5%
 MASERATI	2	3	1	↓ -66,7%	↓ -50,0%	21	25	↑ 19,0%
 MAZDA	0	0	0	-	-	0	0	-
 MINI	165	194	219	↑ 12,9%	↑ 32,7%	1.941	2.420	↑ 24,7%
 PORSCHE	83	80	71	↓ -11,3%	↓ -14,5%	1.039	758	↓ -27,0%
 RAM	82	0	0	-	↓ -100,0%	982	279	↓ -71,6%
 ROLLS ROYCE	1	1	0	↓ -100,0%	↓ -100,0%	6	2	↓ -66,7%
 SSANGYONG	135	49	68	↑ 38,8%	↓ -49,6%	1.274	903	↓ -29,1%
 SUZUKI	593	539	681	↑ 26,3%	↑ 14,8%	6.293	6.043	↓ -4,0%
 VOLVO	281	211	274	↑ 29,9%	↓ -2,5%	2.927	3.117	↑ 6,5%
OUTROS	566	0	0	-	↓ -100,0%	6.686	2.812	↓ -57,9%
TOTAL ABEIFA ...	9.930	7.603	9.930	↑ 30,6%	→ 0,0%	112.649	96.578	↓ -14,3%
PARTICIPAÇÃO ABEIFA (%)	2,96%	2,72%	2,81%			3,15%	2,90%	