
















**EMPLACAMENTO DAS ASSOCIADAS ABEIFA - 2017**  
**VEÍCULOS IMPORTADOS**

MARCA/MODELO		jan	fev	mar	abr	mai	jun	jul	ago	set	out	nov	dez	Total
 <b>ASTON MARTIN</b>	Total	0	0	0	0	0	0	0	0	0	0	0	0	0
	Share	0,00%	0,00%	0,00%										0,00%
	VANTAGE	0	0											
	VIRAGE	0	0											0
 <b>BMW</b>	Total	128	130	152	0	0	0	0	0	0	0	0	0	410
	Share	6,58%	7,71%	6,20%										
	SÉRIE 1	0	0	0										0
	SÉRIE 2	11	13	7										31
	SÉRIE 3	13	29	25										67
	SÉRIE 4	17	13	33										63
	SÉRIE 5	1	2	6										9
	SÉRIE 6	0	0	0										0
	SÉRIE 7	3	2	2										7
	I3	7	1	4										12
	I8	2	0	0										2
	X1	0	2	0										2
	X3	0	1	2										3
	X4	12	7	12										31
	X5	6	3	8										17
	X6	33	25	31										89
	M135I	1	0	1										2
	M140I	3	5	3										11
	M2	5	8	2										15
	M235I	0	0	0										0
	M240I	4	7	6										17
	M3 SEDAN	3	7	5										15
	M4	4	0	1										5
	M5	0	0	0										0
	M6	1	2	2										5
	Z4	2	3	2										7
 <b>BYD</b>	Total	2	2	6	0	0	0	0	0	0	0	0	0	10
	Share	0,10%	0,12%	0,24%										0,16%
	E6	2	1	1										
	T3	0	1	5										6
 <b>CHERY</b>	Total	14	6	2	0	0	0	0	0	0	0	0	0	22
	Share	0,72%	0,36%	0,08%										0,36%
	CELER	0	0	0										0
	CELER SEDAN	1	0	0										1
	CIELO HATCH	0	0	0										0
	CIELO SEDAN	0	0	0										0
	FACE	0	0	0										0
	QQ	1	1	0										2
	S-18	0	0	0										0
	TIGGO	12	5	2										19
	OUTROS	0	0	0										0
 <b>FERRARI</b>	Total	1	3	0	0	0	0	0	0	0	0	0	0	4
	Share	0,05%	0,18%	0,00%										0,07%
	458	0	1	0										1
	488 GTB	0	0	0										0
	488 SPIDER	1	1	0										2
	CALIFORNIA	0	0	0										0
	F12 TDF	0	0	0										0
	FF	0	0	0										0
	F12 BERLINETTA	0	1	0										1

**EMPLACAMENTO DAS ASSOCIADAS ABEIFA - 2017**  
**VEÍCULOS IMPORTADOS**




MARCA/MODELO		jan	fev	mar	abr	mai	jun	jul	ago	set	out	nov	dez	Total
 <b>GEELY</b>	<b>Total</b>	24	11	6	0	0	0	0	0	0	0	0	0	41
	<b>Share</b>	1,23%	0,65%	0,24%										
EC-7		16	4	2										22
GC2		8	7	4										19
GX2		0	0	0										0
 <b>JAC MOTORS</b>	<b>Total</b>	290	217	293	0	0	0	0	0	0	0	0	0	800
	<b>Share</b>	14,91%	12,87%	11,94%										
A13 HACTH		0	0	0										0
J2		1	1	0										2
J3		34	16	11										61
J3 TURIN		26	33	51										110
J5		9	6	4										19
J6 2.0 5S		0	0	0										0
J6 2.0 7S		13	4	5										22
S5		0	1	0										1
T 140		0	0	0										0
T 5		185	142	203										530
T 6		17	12	16										45
T 8		5	2	3										10
 <b>JAGUAR</b>	<b>Total</b>	72	103	123	0	0	0	0	0	0	0	0	0	298
	<b>Share</b>	3,70%	6,11%	5,01%										
F-TYPE		2	1	3										6
F-PACE		37	47	69										153
XE		10	9	9										28
XE S		20	36	33										89
XF		1	8	4										13
XFR		2	2	4										8
XJ		0	0	1										1
XK		0	0	0										0
 <b>KIA MOTORS</b>	<b>Total</b>	582	454	827	0	0	0	0	0	0	0	0	0	1.863
	<b>Share</b>	29,92%	26,93%	33,71%										
BONGO		126	101	128										355
CADENZA		0	1	0										1
CARENS		0	0	0										0
CARNIVAL		9	11	13										33
CERATO		107	102	131										340
MOHAVE		1	1	2										4
OPTIMA		1	1	1										3
PICANTO		92	92	118										302
QUORIS		0	2	0										2
SEDONA		0	0	0										0
SORENTO		30	28	33										91
SOUL		36	34	50										120
SPORTAGE		180	81	351										612
 <b>LAMBORGHINI</b>	<b>Total</b>	1	1	0	0	0	0	0	0	0	0	0	0	2
	<b>Share</b>	0,05%	0,06%	0,00%										
GALLARDO		0	0	0										0
HURACAN		1	1	0										2
AVENTADOR		0	0	0										0

**EMPLACAMENTO DAS ASSOCIADAS ABEIFA - 2017**  
**VEÍCULOS IMPORTADOS**

MARCA/MODELO		jan	fev	mar	abr	mai	jun	jul	ago	set	out	nov	dez	Total
	<b>LAND ROVER</b>	<b>Total</b>	116	79	122	0	0	0	0	0	0	0	0	317
		<b>Share</b>	5,96%	4,69%	4,97%									
	DEFENDER		5	0	0									5
	DISCOVERY 4		12	12	27									51
	DISCOVERY SPORT		27	21	20									68
	EVOQUE		44	23	15									82
	FREELANDER		0	0	0									0
	RANGE ROVER		4	3	4									11
	RANGE ROVER SPORT		24	20	56									100
	<b>LIFAN</b>	<b>Total</b>	161	153	239	0	0	0	0	0	0	0	0	553
		<b>Share</b>	8,28%	9,07%	9,74%									
	FOISON		29	25	39									93
	LF 320		0	0	0									0
	LF 530		58	52	77									187
	LF 620		0	0	0									0
	X50		0	0	0									0
	X60		74	76	123									273
	<b>MASERATI</b>	<b>Total</b>	3	6	6	0	0	0	0	0	0	0	0	15
		<b>Share</b>	0,15%	0,36%	0,24%									
	GRANTURISMO		0	0	0									0
	LEVANTE		3	3	6									12
	QUATTROPORTE		0	0	0									0
	GRANCABRIO		0	0	0									0
	GHIBLI		0	3	0									3
	<b>MINI</b>	<b>Total</b>	111	103	104	0	0	0	0	0	0	0	0	318
		<b>Share</b>	5,71%	6,11%	4,24%									
	ONE		0	0	0									0
	COOPER		11	6	6									23
	COOPER 5P		1	1	1									3
	COOPER S		41	33	40									114
	COOPER S 5P		27	19	28									74
	COOPER S PACEMAN		0	0	0									0
	COOPER CLUBMAN S		6	11	10									27
	COOPER S CABRIO		14	18	14									46
	COOPER COUNTRYMAN		0	0	0									0
	COOPER JCW		0	0	0									0
	COOPER JCW ROADSTER		0	0	0									0
	COOPER JCW CABRIO		0	0	0									0
	COOPER JCW COUNTRYMAN		0	0	0									0
	COOPER JCW PACEMAN		0	0	0									0
	COOPER HATCH JCW 3P		11	15	5									31
	COOPER S ROADSTER		0	0	0									0
	COOPER RED BULL		0	0	0									0
	<b>PORSCHE</b>	<b>Total</b>	69	64	114	0	0	0	0	0	0	0	0	247
		<b>Share</b>	3,55%	3,80%	4,65%									
	911		10	13	11									34
	911 TURBO		3	3	3									9
	BOXSTER		5	0	2									7
	CAYENNE		22	16	31									69
	CAYMAN		4	8	10									22
	MACAN		24	20	50									94
	PANAMERA		1	4	7									12

## EMPLACAMENTO DAS ASSOCIADAS ABEIFA - 2017

### VEÍCULOS IMPORTADOS

MARCA/MODELO		jan	fev	mar	abr	mai	jun	jul	ago	set	out	nov	dez	Total
 ROLLS ROYCE	Total	0	0	1	0	0	0	0	0	0	0	0	0	1
	Share	0,00%	0,00%	0,04%										0,02%
GHOST		0	0	0										0
DROPHEAD		0	0	0										0
WRAITH		0	0	0										0
PHANTOM		0	0	1										1
 SUZUKI	Total	132	153	199	0	0	0	0	0	0	0	0	0	484
	Share	6,79%	9,07%	8,11%										7,96%
GRAN VITARA		3	3	2										8
SWIFT		4	5	2										11
SCROSS		66	52	63										181
VITARA		59	93	132										284
 VOLVO	Total	239	201	259	0	0	0	0	0	0	0	0	0	699
	Share	12,29%	11,92%	10,56%										11,49%
S60		13	9	10										32
V40		16	28	40										84
V60		3	2	11										16
XC60		159	130	164										453
XC90		48	32	34										114
OUTROS	Total	0	0	0										0
<b>TOTAL IMPORTADOS ...</b>		<b>1.945</b>	<b>1.686</b>	<b>2.453</b>	<b>0</b>	<b>0</b>	<b>0</b>	<b>0</b>	<b>0</b>	<b>0</b>	<b>0</b>	<b>0</b>	<b>0</b>	<b>6.084</b>