
















**EMPLACAMENTO DAS ASSOCIADAS ABEIFA - 2017**  
**VEÍCULOS IMPORTADOS**

MARCA/MODELO		jan	fev	mar	abr	mai	jun	jul	ago	set	out	nov	dez	Total
 <b>ASTON MARTIN</b>	Total	0	0	0	0	0	0	0	0	0	0	0	0	0
	Share	0,00%	0,00%	0,00%	0,00%									0,00%
	VANTAGE	0	0	0	0									
	VIRAGE	0	0	0	0									0
 <b>BMW</b>	Total	128	130	152	143	0	0	0	0	0	0	0	0	553
	Share	6,58%	7,71%	6,20%	7,00%									
	SÉRIE 1	0	0	0	0									0
	SÉRIE 2	11	13	7	5									36
	SÉRIE 3	13	29	25	24									91
	SÉRIE 4	17	13	33	24									87
	SÉRIE 5	1	2	6	22									31
	SÉRIE 6	0	0	0	0									0
	SÉRIE 7	3	2	2	2									9
	I3	7	1	4	4									16
	I8	2	0	0	0									2
	X1	0	2	0	0									2
	X3	0	1	2	1									4
	X4	12	7	12	13									44
	X5	6	3	8	10									27
	X6	33	25	31	25									114
	M135I	1	0	1	0									2
	M140I	3	5	3	1									12
	M2	5	8	2	2									17
	M235I	0	0	0	0									0
	M240I	4	7	6	1									18
	M3 SEDAN	3	7	5	6									21
	M4	4	0	1	0									5
	M5	0	0	0	0									0
	M6	1	2	2	3									8
	Z4	2	3	2	0									7
 <b>BYD</b>	Total	2	2	6	4	0	0	0	0	0	0	0	0	14
	Share	0,10%	0,12%	0,24%	0,20%									0,17%
	E6	2	1	1	1									
	T3	0	1	5	3									9
 <b>CHERY</b>	Total	14	6	2	2	0	0	0	0	0	0	0	0	24
	Share	0,72%	0,36%	0,08%	0,10%									
	CELER	0	0	0	0									0
	CELER SEDAN	1	0	0	0									1
	CIELO HATCH	0	0	0	0									0
	CIELO SEDAN	0	0	0	0									0
	FACE	0	0	0	1									1
	QQ	1	1	0	0									2
	S-18	0	0	0										0
	TIGGO	12	5	2	1									20
	OUTROS	0	0	0										0
 <b>FERRARI</b>	Total	1	3	0	0	0	0	0	0	0	0	0	0	4
	Share	0,05%	0,18%	0,00%	0,00%									
	458	0	1	0	0									1
	488 GTB	0	0	0	0									0
	488 SPIDER	1	1	0	0									2
	CALIFORNIA	0	0	0	0									0
	F12 TDF	0	0	0	0									0
	FF	0	0	0	0									0
	F12 BERLINETTA	0	1	0	0									1




**EMPLACAMENTO DAS ASSOCIADAS ABEIFA - 2017**  
**VEÍCULOS IMPORTADOS**

MARCA/MODELO		jan	fev	mar	abr	mai	jun	jul	ago	set	out	nov	dez	Total
 <b>GEELY</b>	<b>Total</b>	24	11	6	9	0	0	0	0	0	0	0	0	50
	<b>Share</b>	1,23%	0,65%	0,24%	0,44%									0,62%
EC-7		16	4	2	5									27
GC2		8	7	4	4									23
GX2		0	0	0	0									0
 <b>JAC MOTORS</b>	<b>Total</b>	290	217	293	309	0	0	0	0	0	0	0	0	1.109
	<b>Share</b>	14,91%	12,87%	11,94%	15,12%									13,64%
A13 HACTH		0	0	0	0									0
J2		1	1	0	0									2
J3		34	16	11	3									64
J3 TURIN		26	33	51	38									148
J5		9	6	4	11									30
J6 2.0 5S		0	0	0	0									0
J6 2.0 7S		13	4	5	2									24
S5		0	1	0	0									1
T 140		0	0	0	0									0
T 5		185	142	203	243									773
T 6		17	12	16	10									55
T 8		5	2	3	2									12
 <b>JAGUAR</b>	<b>Total</b>	72	103	123	98	0	0	0	0	0	0	0	0	396
	<b>Share</b>	3,70%	6,11%	5,01%	4,79%									4,87%
F-TYPE		2	1	3	1									7
F-PACE		37	47	69	64									217
XE		10	9	9	4									32
XE S		20	36	33	22									111
XF		1	8	4	4									17
XFR		2	2	4	2									10
XJ		0	0	1	1									2
XK		0	0	0	0									0
 <b>KIA MOTORS</b>	<b>Total</b>	582	454	827	608	0	0	0	0	0	0	0	0	2.471
	<b>Share</b>	29,92%	26,93%	33,71%	29,75%									30,40%
BONGO		126	101	128	85									440
CADENZA		0	1	0	1									2
CARENS		0	0	0	0									0
CARNIVAL		9	11	13	9									42
CERATO		107	102	131	109									449
MOHAVE		1	1	2	2									6
OPTIMA		1	1	1	0									3
PICANTO		92	92	118	165									467
QUORIS		0	2	0	1									3
SEDONA		0	0	0	0									0
SORENTO		30	28	33	17									108
SOUL		36	34	50	24									144
SPORTAGE		180	81	351	195									807
 <b>LAMBORGHINI</b>	<b>Total</b>	1	1	0	2	0	0	0	0	0	0	0	0	4
	<b>Share</b>	0,05%	0,06%	0,00%	0,10%									0,05%
GALLARDO		0	0	0	0									0
HURACAN		1	1	0	2									4
AVENTADOR		0	0	0	0									0

**EMPLACAMENTO DAS ASSOCIADAS ABEIFA - 2017**  
**VEÍCULOS IMPORTADOS**

MARCA/MODELO		jan	fev	mar	abr	mai	jun	jul	ago	set	out	nov	dez	Total
 <b>LAND ROVER</b>	<b>Total</b>	116	79	122	99	0	0	0	0	0	0	0	0	416
	<b>Share</b>	<b>5,96%</b>	<b>4,69%</b>	<b>4,97%</b>	<b>4,84%</b>									
DEFENDER		5	0	0	1									6
DISCOVERY 4		12	12	27	15									66
DISCOVERY SPORT		27	21	20	14									82
EVOQUE		44	23	15	17									99
FREELANDER		0	0	0	0									0
RANGE ROVER		4	3	4	2									13
RANGE ROVER SPORT		24	20	56	50									150
 <b>LIFAN</b>	<b>Total</b>	161	153	239	162	0	0	0	0	0	0	0	0	715
	<b>Share</b>	<b>8,28%</b>	<b>9,07%</b>	<b>9,74%</b>	<b>7,93%</b>									
FOISON		29	25	39	21									114
LF 320		0	0	0	0									0
LF 530		58	52	77	57									244
LF 620		0	0	0	0									0
X50		0	0	0	0									0
X60		74	76	123	84									357
 <b>MASERATI</b>	<b>Total</b>	3	6	6	7	0	0	0	0	0	0	0	0	22
	<b>Share</b>	<b>0,15%</b>	<b>0,36%</b>	<b>0,24%</b>	<b>0,34%</b>									
GRANTURISMO		0	0	0	1									1
LEVANTE		3	3	6	6									18
QUATTROPORTE		0	0	0	0									0
GRANCABRIO		0	0	0	0									0
GHIBLI		0	3	0	0									3
 <b>MINI</b>	<b>Total</b>	111	103	104	78	0	0	0	0	0	0	0	0	396
	<b>Share</b>	<b>5,71%</b>	<b>6,11%</b>	<b>4,24%</b>	<b>3,82%</b>									
ONE		0	0	0	0									0
COOPER		11	6	6	0									23
COOPER 5P		1	1	1	1									4
COOPER S		41	33	40	39									153
COOPER S 5P		27	19	28	16									90
COOPER S PACEMAN		0	0	0	0									0
COOPER CLUBMAN S		6	11	10	8									35
COOPER S CABRIO		14	18	14	3									49
COOPER S COUNTRYMAN		0	0	0	6									6
COOPER JCW		0	0	0	0									0
COOPER JCW ROADSTER		0	0	0	0									0
COOPER JCW CABRIO		0	0	0	0									0
COOPER JCW COUNTRYMAN		0	0	0	0									0
COOPER JCW PACEMAN		0	0	0	0									0
COOPER HATCH JCW 3P		11	15	5	5									36
COOPER S ROADSTER		0	0	0	0									0
COOPER RED BULL		0	0	0	0									0
 <b>PORSCHE</b>	<b>Total</b>	69	64	114	63	0	0	0	0	0	0	0	0	310
	<b>Share</b>	<b>3,55%</b>	<b>3,80%</b>	<b>4,65%</b>	<b>3,08%</b>									
911		10	13	11	12									46
911 TURBO		3	3	3	1									10
BOXSTER		5	0	2	1									8
CAYENNE		22	16	31	17									86
CAYMAN		4	8	10	1									23
MACAN		24	20	50	31									125
PANAMERA		1	4	7	0									12

**EMPLACAMENTO DAS ASSOCIADAS ABEIFA - 2017**  
**VEÍCULOS IMPORTADOS**

MARCA/MODELO		jan	fev	mar	abr	mai	jun	jul	ago	set	out	nov	dez	Total
 <b>ROLLS ROYCE</b>	Total	0	0	1	0	0	0	0	0	0	0	0	0	1
	Share	0,00%	0,00%	0,04%	0,00%									0,01%
GHOST		0	0	0	0									0
DROPHEAD		0	0	0	0									0
WRAITH		0	0	0	0									0
PHANTOM		0	0	1	0									1
 <b>SUZUKI</b>	Total	132	153	199	201	0	0	0	0	0	0	0	0	685
	Share	6,79%	9,07%	8,11%	9,83%									8,43%
GRAN VITARA		3	3	2	2									10
SWIFT		4	5	2	4									15
SCROSS		66	52	63	53									234
VITARA		59	93	132	142									426
 <b>VOLVO</b>	Total	239	201	259	259	0	0	0	0	0	0	0	0	958
	Share	12,29%	11,92%	10,56%	12,67%									11,79%
S60		13	9	10	10									42
V40		16	28	40	27									111
V60		3	2	11	9									25
XC60		159	130	164	191									644
XC90		48	32	34	22									136
<b>OUTROS</b>	Total	0	0	0	0									0
<b>TOTAL IMPORTADOS ...</b>		<b>1.945</b>	<b>1.686</b>	<b>2.453</b>	<b>2.044</b>	<b>0</b>	<b>0</b>	<b>0</b>	<b>0</b>	<b>0</b>	<b>0</b>	<b>0</b>	<b>0</b>	<b>8.128</b>