









EMPLACAMENTO DAS ASSOCIADAS ABEIFA - 2018

VEÍCULOS IMPORTADOS






MARCA/MODELO		jan	fev	mar	abr	mai	jun	jul	ago	set	out	nov	dez	Total	
	BMW	Total	161	153	226	260	302	242	207	291	232	0	0	0	2.074
		Share	6,64%	5,94%	6,54%	8,03%	9,33%	8,03%	6,68%	7,66%	7,97%				7,47%
	SÉRIE 1							1	40	28					69
	SÉRIE 2	31	21	33	42	61	32	34	12	5					271
	SÉRIE 3		1	1	1			1							4
	SÉRIE 4	9	10	4	8	16	11	13	14	14					99
	SÉRIE 5	26	19	28	30	34	40	17	26	17					237
	SÉRIE 6														0
	SÉRIE 7	2	2		1	1	1		7	2					16
	I3						1		4						5
	I8	8	2	2				1							13
	X1	2													2
	X2				46	87	46	51	84	92					406
	X3		19	68	25	9	5	5	2	4					137
	X4	18	18	16	9	5	4	1	4						75
	X5	30	31	32	59	50	65	43	38	38					386
	X6	19	18	23	15	15	19	18	29	13					169
	M135I														0
	M140I	2	2	3	3	1	1	4	2	6					24
	M2	4	4	5	3	5	3	4							28
	M235I														0
	M240I	3	1	7	8	9	8	4	1						41
	M3 SEDAN	6	4	4	6	4	3		6	1					34
	M4				1	3	1			4					9
	M5						2	9	21	8					40
	M6	1	1		3	2		1	1						9
	Z3														0
	Z4														0
	BYD	Total	1	0	4	0	1	16	23	1	0	0	0	0	46
		Share	0,04%	0,00%	0,12%	0,00%	0,03%	0,53%	0,74%	0,03%	0,00%				0,17%
	E5			4			15	18							37
	E6					1	1	4							6
	T3	1						1	1						3
	CAOA CHERY	Total	0	0	0	1	1	0	0	4	0	0	0	0	6
		Share	0,00%	0,00%	0,00%	0,03%	0,03%	0,00%	0,00%	0,11%	0,00%				0,02%
	CELER														0
	CELER SEDAN														0
	CIELO HATCH														0
	CIELO SEDAN								2						2
	FACE														0
	QQ														0
	S-18														0
	TIGGO				1	1			2						4
	OUTROS														0
	FERRARI	Total	1	3	1	2	3	6	1	3	2	0	0	0	22
		Share	0,04%	0,12%	0,03%	0,06%	0,09%	0,20%	0,03%	0,08%	0,07%				0,08%
	458		1												1
	488 GTB					1	1	1	1						4
	488 SPIDER		2	1		2	3								8
	488 PISTA														0
	812				2		2			1					5
	GTC4 LUSO	1							1	1					3
	GTC4 LUSO T														0
	F12 TDF									1					1
	PORTOFINO														0

EMPLACAMENTO DAS ASSOCIADAS ABEIFA - 2018
VEÍCULOS IMPORTADOS




MARCA/MODELO		jan	fev	mar	abr	mai	jun	jul	ago	set	out	nov	dez	Total	
 JAC MOTORS	Total	283	341	436	370	384	388	300	363	241	0	0	0	3.106	
	Share	11,67%	13,23%	12,61%	11,43%	11,86%	12,88%	9,67%	9,55%	8,28%				11,19%	
	A13 HACTH														0
	J2									1					1
	J3						1								1
	J3 TURIN		1					1							2
	J5	1									1				2
	J6 2.0 5S														0
	J6 2.0 JETFLEX 7S							1	2	1					4
	S5														0
	S7	1													1
	T 140								1						1
	T 40	174	254	290	236	259	288	230	302	183					2.216
	T 5	91	66	104	94	90	69	33	23	40					610
	T 6	12	10	26	19	8	9	11	27	6					128
	T 8			3	2	3	6	4	1						19
	V260	4	10	13	19	24	15	19	8	9					121
	 JAGUAR	Total	102	84	89	91	65	155	234	264	210	0	0	0	1.294
		Share	4,20%	3,26%	2,57%	2,81%	2,01%	5,14%	7,55%	6,95%	7,21%				4,66%
F-TYPE		1			2		2	3	7	2					17
E-PACE							67	158	192	165					582
F-PACE		62	55	63	72	44	47	36	40	24					443
XE		3	1		2		2	7	3	5					23
XE S		30	24	24	9	16	34	13	17	10					177
XF		1	1	1	4	1		5							13
XFR		5	1	1	2	4	3	9	2	1					28
XJ			2					3	3	3					11
XK															0
 KIA MOTORS		Total	618	983	1.416	1.098	1.122	858	804	1.064	945	0	0	0	8.908
		Share	25,47%	38,15%	40,96%	33,92%	34,65%	28,48%	25,93%	28,00%	32,45%				32,09%
	BONGO	110	156	154	158	179	166	191	260	350					1.724
	CADENZA	1													1
	CARENS														0
	CARNIVAL	15	26	28	21	29	29	11	26	24					209
	CERATO	139	214	540	310	266	124	106	129	110					1.938
	MOHAVE	1													1
	OPTIMA														0
	PICANTO	13	69	28	5										115
	QUORIS														0
	SEDONA														0
	SORENTO	27	40	34	48	76	50	59	73	46					453
	SOUL	1			31	8	1	4	20	15					80
	SPORTAGE	310	478	632	525	564	488	433	556	400					4.386
	STINGER	1													1
 LAMBORGHINI	Total	1	0	1	1	1	1	2	4	1	0	0	0	12	
	Share	0,04%	0,00%	0,03%	0,03%	0,03%	0,03%	0,06%	0,11%	0,03%				0,04%	
	HURACAN			1	1	1	1	1	2	1					7
	AVENTADOR	1						1	2	1					5
URUS														0	

EMPLACAMENTO DAS ASSOCIADAS ABEIFA - 2018

VEÍCULOS IMPORTADOS

MARCA/MODELO		jan	fev	mar	abr	mai	jun	jul	ago	set	out	nov	dez	Total	
	LAND ROVER	Total	178	111	100	210	215	223	237	259	212	0	0	0	1.745
		Share	7,34%	4,31%	2,89%	6,49%	6,64%	7,40%	7,64%	6,82%	7,28%				6,29%
	DEFENDER														0
	DISCOVERY 4		62	25	18	106	105	108	76	80	81				661
	DISCOVERY SPORT				1										1
	EVOQUE		5	2	2	2	1	2	2	3	13				32
	FREELANDER						1								1
	RANGE ROVER			9	8	11	5	6	3	12	7				61
	RANGE ROVER SPORT		25	8	9	9	39	60	90	87	54				381
	VELAR		86	67	62	82	64	47	66	77	57				608
	LIFAN	Total	288	192	239	240	247	146	167	193	127	0	0	0	1.839
		Share	11,87%	7,45%	6,91%	7,41%	7,63%	4,85%	5,39%	5,08%	4,36%				6,62%
	FOISON		25	18	11	7	6	4	1	2					74
	LF 320														0
	LF 530		45	34	55	51	58	32	23	18	8				324
	LF 620														0
	X50														0
	X60		216	139	173	181	168	108	105	129	90				1.309
	X70		2	1		1									4
	X80						15	2	38	44	29				128
	MASERATI	Total	2	1	6	3	4	3	6	2	1	0	0	0	28
		Share	0,08%	0,04%	0,17%	0,09%	0,12%	0,10%	0,19%	0,05%	0,03%				0,10%
	GRANTURISMO														0
	LEVANTE		1		3	3	3	3	6	1	1				21
	QUATTROPORTE			1	1					1					3
	GRANCABRIO				1										1
	Ghibli		1		1		1								3
	MINI	Total	143	127	141	107	103	107	133	191	148	0	0	0	1.200
		Share	5,89%	4,93%	4,08%	3,31%	3,18%	3,55%	4,29%	5,03%	5,08%				4,32%
	ONE							1							1
	COOPER		18	13	16	13	18	17	17	33	35				180
	COOPER 5P		8	11	9	3	9	6	14	27	21				108
	COOPER S		25	20	27	17	13	15	30	35	23				205
	COOPER S 5P		15	18	23	14	10	6	17	14	19				136
	COOPER S PACEMAN														0
	COOPER S CLUBMAN		2	3	3	5		1	2	2	1				19
	COOPER S CABRIO		14	13	15	7	1	3	2						55
	COOPER S COUNTRYMAN		42	36	42	42	46	53	40	62	33				396
	COOPER JCW ROADSTER														0
	COOPER JCW CABRIO														0
	COOPER JCW COUNTRYMAN		8	6	4	2	5	3	4	5	4				41
	COOPER JCW PACEMAN														0
	COOPER HATCH JCW 3P		11	7	2	4	1	2	7	13	12				59
	COOPER S ROADSTER														0
	COOPER RED BULL														0
	PORSCHE	Total	101	102	128	121	100	127	112	121	132	0	0	0	1.044
		Share	4,16%	3,96%	3,70%	3,74%	3,09%	4,22%	3,61%	3,18%	4,53%				3,76%
	911		13	15	14	6	13	16	10	8	31				126
	911 TURBO		1	4	3	2	4	4	2	1	3				24
	BOXSTER		10	7	14	9	9	15	15	8	19				106
	CAYENNE		20	24	34	35	12	7	11	66	39				248
	CAYMAN		10	7	10	15	6	12	11	9	6				86
	MACAN		30	35	39	33	46	61	54	26	24				348
	PANAMERA		17	10	14	21	10	12	9	3	10				106

EMPLACAMENTO DAS ASSOCIADAS ABEIFA - 2018
VEÍCULOS IMPORTADOS

MARCA/MODELO		jan	fev	mar	abr	mai	jun	jul	ago	set	out	nov	dez	Total
 ROLLS ROYCE	Total	0	0	0	0	0	0	1	0	0	0	0	0	1
	Share	0,00%	0,00%	0,00%	0,00%	0,00%	0,00%	0,03%	0,00%	0,00%				0,00%
GHOST														0
WRAITH														0
PHANTOM														0
DAWN								1						1
CULLINAN														0
 SUZUKI	Total	181	200	221	197	190	204	268	264	175	0	0	0	1.900
	Share	7,46%	7,76%	6,39%	6,09%	5,87%	6,77%	8,64%	6,95%	6,01%				6,84%
GRAN VITARA														0
SWIFT														0
SCROSS		39	33	57	53	57	39	59	60	46				443
VITARA		142	167	164	144	133	165	209	204	129				1.457
 VOLVO	Total	366	280	449	536	500	537	606	776	486	0	0	0	4.536
	Share	15,09%	10,87%	12,99%	16,56%	15,44%	17,82%	19,54%	20,42%	16,69%				16,34%
240														0
S60		15	8	17	11	6	5		1	3				66
S90								1		5				6
V40		67	33	47	50	42	43	24	34	21				361
V60		3	1	7	9	8	7	8	5	1				49
XC40				62	133	121	137	335	473	140				1.401
XC60		200	190	236	269	249	263	160	192	232				1.991
XC90		81	48	80	64	74	82	78	71	84				662
OUTROS	Total	0	0	0	0	0	0	0	0	0				0
TOTAL IMPORTADOS ...		2.426	2.577	3.457	3.237	3.238	3.013	3.101	3.800	2.912	0	0	0	27.761