









EMPLACAMENTO DAS ASSOCIADAS ABEIFA - 2023

VEÍCULOS IMPORTADOS

MARCA/MODELO		jan	fev	mar	abr	mai	jun	jul	ago	set	out	nov	dez	Total
 ASTON MARTIN	Total	2	1	6	1	2	1	0	0	0	0	0	0	13
	Share	0,10%	0,06%	0,21%	0,05%	0,08%	0,04%							0,10%
DBX		1	1	2	1	1								6
DBS							1							1
DB11														0
VANTAGE F1		1				1								2
VANTAGE V12				4										4
 BYD	Total	150	243	324	151	393	442	0	0	0	0	0	0	1.703
	Share	7,58%	13,85%	11,58%	7,46%	15,20%	19,60%							12,71%
E5														0
HAN		17	6	12	6	8	5							54
TAN		13	9	15	13	12	13							75
T3		7	11	4	8	3	1							34
D1		1	8	3	2	2	6							20
SONG PLUS		33	145	205	39	322	353							1.097
YUAN PLUS		79	64	85	83	38	57							406
DOLPHIN						10	7							17
 JAC MOTORS	Total	46	54	54	62	82	97	0	0	0	0	0	0	395
	Share	2,32%	3,08%	1,93%	3,06%	3,17%	4,30%							2,95%
T40		4	6	2										12
T50							1							1
T60														0
T80														0
T5														0
T8														0
V260		1	1											2
IEV20														0
IEV 330P		3		1		1	4							9
IEV750		3	1	1	2		1							8
E-JS1		23	29	39	34	63	33							221
E-JS4		5	7	10	17	15	13							67
E-J7		4	10		6	1	44							65
EJV5.5		3		1	3	2	1							10
 JAGUAR	Total	37	30	53	32	27	28	0	0	0	0	0	0	207
	Share	1,87%	1,71%	1,89%	1,58%	1,04%	1,24%							1,55%
F-TYPE		10	7	7	6	7	4							41
E-PACE		2		7	4	1	4							18
F-PACE		24	21	37	19	17	19							137
IPACE		1	2	2	3	2	1							11
XE														0



EMPLACAMENTO DAS ASSOCIADAS ABEIFA - 2023

VEÍCULOS IMPORTADOS

MARCA/MODELO		jan	fev	mar	abr	mai	jun	jul	ago	set	out	nov	dez	Total
 KIA	Total	408	365	504	442	415	183	0	0	0	0	0	0	2.317
	Share	20,61%	20,81%	18,02%	21,83%	16,05%	8,12%							17,30%
BONGO		214	208	286	194	189	88							1.179
UK2500					25									25
CARNIVAL		10	5	6		1								22
CERATO		5	2	2		2	3							14
MOHAVE							1							1
SORENTO														0
SOUL														0
SPORTAGE		80	69	69	94	108	13							433
STINGER														0
RIO				1										1
EV6				1										1
STONIC		88	68	116	96	92	61							521
NIRO		11	13	23	33	23	17							120
 LAND ROVER	Total	141	112	355	300	308	315	0	0	0	0	0	0	1.531
	Share	7,12%	6,39%	12,69%	14,81%	11,91%	13,97%							11,43%
DEFENDER		41	37	104	131	76	124							513
DISCOVERY 4		9	17	113	31	53	42							265
EVOQUE														0
RANGE ROVER		61	31	72	104	146	100							514
RANGE ROVER SPORT														0
VELAR		30	27	66	34	33	49							239
LR2														0
 MCLAREN	Total	2	4	4	5	10	10	0	0	0	0	0	0	35
	Share	0,10%	0,23%	0,14%	0,25%	0,39%	0,44%							0,26%
720S		1												1
765LT		1		2										3
GT				2										2
SENNA														0
ARTURA			3		5	10	10							28
P1			1											1
 PORSCHE	Total	295	311	611	469	521	440	0	0	0	0	0	0	2.647
	Share	14,90%	17,73%	21,84%	23,16%	20,15%	19,51%							19,76%
911		69	55	77	32	29	35							297
911 TURBO		9	14	14	14	29	30							110
BOXSTER		2		21	45	32	13							113
TAYCAN		20	26	24	25	23	26							144
CAYENNE		80	109	195	145	253	208							990
CAYMAN		10	3	8	18	12	15							66
MACAN		85	92	228	149	112	86							752
PANAMERA		20	12	44	41	31	27							175

EMPLACAMENTO DAS ASSOCIADAS ABEIFA - 2023

VEÍCULOS IMPORTADOS

MARCA/MODELO		jan	fev	mar	abr	mai	jun	jul	ago	set	out	nov	dez	Total
 SUZUKI	Total	79	112	118	90	69	92	0	0	0	0	0	0	560
	Share	3,99%	6,39%	4,22%	4,44%	2,67%	4,08%							4,18%
SCROSS														0
JIMNY		13	13	13	8	9	13							69
JIMNY SIERRA		66	99	105	82	60	79							491
 VOLVO	Total	820	522	768	473	758	647	0	0	0	0	0	0	3.988
	Share	41,41%	29,76%	27,46%	23,36%	29,32%	28,69%							29,77%
C40		30	59	27	53	73	48							290
S60														0
S90														0
XC40		156	180	117	140	191	119							903
XC60		577	197	504	157	380	392							2.207
XC90		57	86	120	123	114	88							588
OUTROS	Total	0	0	0	0	0	0	0	0	0	0	0	0	0
TOTAL IMPORTADOS ...		1.980	1.754	2.797	2.025	2.585	2.255	0	0	0	0	0	0	13.396