











EMPLACAMENTO DAS ASSOCIADAS ABEIFA - 2016

VEÍCULOS IMPORTADOS






MARCA/MODELO		jan	fev	mar	abr	mai	jun	jul	ago	set	out	nov	dez	Total
 ASTON MARTIN	Total	0	0	0	1	0	0	0	0	0	0	0	1	2
	Share	0,00%	0,00%	0,00%	0,04%	0,00%	0,00%	0,00%	0,00%	0,00%	0,00%	0,00%	0,03%	0,01%
	VANTAGE	0	0	0	1	0	0	0	0	0	0	0	1	2
	VIRAGE	0	0	0	0	0	0	0	0	0	0	0	0	0
 BMW	Total	390	307	341	236	185	199	260	285	255	281	253	420	3.412
	Share	10,62%	10,69%	10,28%	8,26%	6,86%	7,14%	7,79%	9,71%	9,26%	10,65%	9,55%	12,59%	9,52%
	SÉRIE 1	0	0	0	1	0	0	0	0	0	0	0	0	1
	SÉRIE 2	9	12	18	8	12	31	28	24	34	33	42	55	306
	SÉRIE 3	19	9	30	27	18	32	27	41	20	19	17	26	285
	SÉRIE 4	12	3	6	15	14	13	15	8	7	32	24	22	171
	SÉRIE 5	13	17	12	8	9	15	10	17	6	5	4	8	124
	SÉRIE 6	0	2	1	3	2	0	0	0	0	0	0	0	8
	SÉRIE 7	3	1	1	1	2	0	3	7	3	4	3	1	29
	I3	10	6	10	7	8	9	11	7	10	9	13	7	107
	I8	0	0	0	0	0	0	2	1	0	0	0	0	3
	X1	91	63	59	47	14	3	1	3	2	0	0	0	283
	X3	5	3	4	0	2	0	1	1	0	1	0	4	21
	X4	58	67	64	36	43	40	61	56	61	54	29	23	592
	X5	58	48	51	27	14	16	40	59	61	67	67	186	694
	X6	55	43	65	29	22	14	22	24	28	37	36	42	417
	M135I	9	3	4	3	6	7	5	5	0	2	1	0	45
	M140I	0	0	0	0	0	0	0	0	0	0	0	9	9
	M2	0	0	0	0	4	0	5	4	0	3	2	6	24
	M235I	8	5	3	3	3	2	2	3	1	0	2	1	33
	M240I	0	0	0	0	0	0	0	0	0	0	0	4	4
	M3 SEDAN	15	16	10	11	5	8	7	12	9	4	5	9	111
	M4	3	1	1	1	0	4	4	3	1	3	1	5	27
	M5	2	2	0	2	0	0	2	3	0	0	1	0	12
	M6	11	1	1	4	0	2	3	4	2	3	3	5	39
	Z4	9	5	1	3	7	3	11	3	10	5	3	7	67
 BYD	Total	0	1	0	1	0	2	1	3	2	0	3	0	13
	Share	0,00%	0,03%	0,00%	0,04%	0,00%	0,07%	0,03%	0,10%	0,07%	0,00%	0,11%	0,00%	0,04%
	E6	0	1	0	1	0	0	1	3	1	0	3	0	10
	T3	0	0	0	0	0	2	0	0	1	0	0	0	3
 CHERY	Total	86	78	74	131	95	55	58	59	40	29	21	32	758
	Share	2,34%	2,72%	2,23%	4,59%	3,52%	1,97%	1,74%	2,01%	1,45%	1,10%	0,79%	0,96%	2,11%
	CELER	10	12	5	3	1	1	0	2	7	1	0	0	42
	CELER SEDAN	3	5	5	7	1	0	1	0	0	0	0	0	22
	CIELO HATCH	0	0	0	0	0	1	1	0	0	0	0	0	2
	CIELO SEDAN	0	1	0	0	0	0	0	0	0	0	0	0	1
	FACE	0	1	0	0	0	0	0	0	0	0	0	0	1
	QQ	50	34	44	90	51	23	14	16	5	4	0	3	334
	S-18	0	1	0	0	0	0	1	0	0	0	0	0	2
	TIGGO	23	24	20	31	42	30	40	41	28	24	21	29	353
	OUTROS	0	0	0	0	0	0	1	0	0	0	0	0	1
 FERRARI	Total	2	0	1	3	0	1	0	3	3	2	5	1	21
	Share	0,05%	0,00%	0,03%	0,11%	0,00%	0,04%	0,00%	0,10%	0,11%	0,08%	0,19%	0,03%	0,06%
	458	1	0	0	1	0	0	0	1	0	0	0	0	3
	488 GTB	0	0	1	0	0	1	0	1	0	1	1	1	6
	488 SPIDER	0	0	0	0	0	0	0	0	1	1	0	0	2
	CALIFORNIA	1	0	0	1	0	0	0	1	1	0	1	0	5
	F12 TDF	0	0	0	0	0	0	0	0	1	0	2	0	3
	FF	0	0	0	1	0	0	0	0	0	0	0	0	1
	F12 BERLINETTA	0	0	0	0	0	0	0	0	0	0	1	0	1

EMPLACAMENTO DAS ASSOCIADAS ABEIFA - 2016
VEÍCULOS IMPORTADOS




MARCA/MODELO		jan	fev	mar	abr	mai	jun	jul	ago	set	out	nov	dez	Total
 GEELY	Total	73	26	82	18	19	18	15	23	20	23	24	33	374
	Share	1,99%	0,91%	2,47%	0,63%	0,70%	0,65%	0,45%	0,78%	0,73%	0,87%	0,91%	0,99%	1,04%
EC-7		19	13	48	6	9	7	5	10	9	10	9	15	160
GC2		54	13	34	12	10	11	10	13	11	13	15	18	214
GX2		0	0	0	0	0	0	0	0	0	0	0	0	0
 JAC MOTORS	Total	285	186	246	280	208	198	212	219	148	89	153	503	2.727
	Share	7,76%	6,48%	7,42%	9,80%	7,72%	7,10%	6,35%	7,46%	5,37%	3,37%	5,77%	15,08%	7,61%
A13 HACTH		0	0	0	0	0	0	0	0	0	0	0	0	0
J2		28	27	21	16	12	7	24	35	25	9	4	1	209
J3		52	33	36	26	23	27	27	18	7	0	20	145	414
J3 TURIN		88	45	34	37	46	20	31	34	21	5	9	74	444
J5		21	9	14	7	2	5	6	10	8	5	1	8	96
J6 2.0 5S		0	0	0	0	0	0	0	0	0	0	0	0	0
J6 2.0 7S		5	6	3	3	2	3	2	2	22	3	1	6	58
T 140		0	1	0	1	0	0	0	1	0	0	0	0	3
T 5		0	0	60	152	100	114	94	76	4	20	96	176	892
T 6		74	47	57	33	17	18	23	41	52	41	19	84	506
T 8		17	18	21	5	6	4	5	2	9	6	3	9	105
 JAGUAR	Total	51	49	83	40	60	49	64	54	77	78	95	87	787
	Share	1,39%	1,71%	2,50%	1,40%	2,23%	1,76%	1,92%	1,84%	2,80%	2,96%	3,58%	2,61%	2,20%
F-TYPE		3	0	3	0	0	1	4	2	1	0	3	2	19
F-PACE		0	0	0	0	0	2	13	0	44	44	41	44	188
XE		37	42	60	34	49	33	38	37	28	27	40	32	457
XE S		0	3	0	2	2	0	1	1	1	1	2	0	13
XF		11	4	17	4	9	11	5	11	3	6	9	6	96
XFR		0	0	0	0	0	1	3	2	0	0	0	0	6
XJ		0	0	3	0	0	1	0	1	0	0	0	3	8
XK		0	0	0	0	0	0	0	0	0	0	0	0	0
 KIA MOTORS	Total	1.032	840	790	759	767	807	1.276	854	728	995	960	968	10.776
	Share	28,10%	29,26%	23,82%	26,58%	28,45%	28,95%	38,24%	29,09%	26,43%	37,70%	36,23%	29,02%	30,06%
BONGO		88	97	119	117	100	86	120	107	136	120	157	125	1.372
CADENZA		3	1	5	6	2	1	1	1	0	2	1	1	24
CARENS		0	0	0	0	0	0	0	0	0	0	0	0	0
CARNIVAL		5	4	6	11	9	7	10	7	6	10	13	12	100
CERATO		104	134	135	134	142	161	156	198	176	118	68	83	1.609
MOHAVE		2	3	2	5	3	2	4	7	2	1	2	2	35
OPTIMA		12	6	10	7	5	6	5	4	3	5	2	3	68
PICANTO		340	233	141	141	127	95	147	133	148	118	132	123	1.878
QUORIS		0	1	1	0	0	0	3	0	0	0	1	1	7
SEDONA		0	0	0	0	0	1	0	0	0	0	0	0	1
SORENTO		60	36	39	44	43	56	146	107	49	69	75	73	797
SOUL		37	47	26	32	25	37	19	32	29	36	19	41	380
SPORTAGE		381	278	306	262	311	355	665	258	179	516	490	504	4.505
 LAMBORGHINI	Total	0	0	0	0	1	1	0	0	0	0	0	2	4
	Share	0,00%	0,00%	0,00%	0,00%	0,04%	0,04%	0,00%	0,00%	0,00%	0,00%	0,00%	0,06%	0,01%
GALLARDO		0	0	0	0	0	0	0	0	0	0	0	0	0
HURACAN		0	0	0	0	1	0	0	0	0	0	0	2	3
AVENTADOR		0	0	0	0	0	1	0	0	0	0	0	0	1

EMPLACAMENTO DAS ASSOCIADAS ABEIFA - 2016

VEÍCULOS IMPORTADOS

MARCA/MODELO		jan	fev	mar	abr	mai	jun	jul	ago	set	out	nov	dez	Total	
	LAND ROVER	Total	735	552	673	553	550	527	536	526	519	313	248	194	5.926
		Share	20,02%	19,23%	20,29%	19,36%	20,40%	18,90%	16,06%	17,92%	18,85%	11,86%	9,36%	5,82%	16,53%
	DEFENDER		0	1	0	0	0	2	0	2	0	3	1	9	
	DISCOVERY 4		78	38	58	57	51	35	51	32	24	26	19	491	
	DISCOVERY SPORT		392	314	349	258	245	266	260	284	308	179	104	74	3.033
	EVOQUE		199	146	179	170	192	165	135	144	132	56	58	36	1.612
	FREELANDER		0	0	0	0	0	0	0	0	0	0	1	1	
	RANGE ROVER		5	4	13	7	3	1	7	7	11	4	5	74	
	RANGE ROVER SPORT		61	49	74	61	59	60	81	59	46	45	53	58	706
	LIFAN	Total	354	290	407	262	233	296	260	220	246	264	255	325	3.412
		Share	9,64%	10,10%	12,27%	9,17%	8,64%	10,62%	7,79%	7,49%	8,93%	10,00%	9,62%	9,74%	9,52%
	FOISON		57	57	67	55	45	41	42	41	35	31	34	49	554
	LF 320		0	0	1	1	0	0	0	0	0	0	0	1	3
	LF 530		65	40	97	74	58	78	66	45	62	54	80	98	817
	LF 620		0	0	1	0	0	0	0	0	0	0	0	1	
	X50		0	0	0	0	0	0	0	0	0	0	0	0	
	X60		232	193	241	132	130	177	152	134	149	179	141	177	2.037
	MASERATI	Total	3	2	0	0	1	1	0	2	0	0	1	2	12
		Share	0,08%	0,07%	0,00%	0,00%	0,04%	0,04%	0,00%	0,07%	0,00%	0,00%	0,04%	0,06%	0,03%
	GRANTURISMO		1	0	0	0	0	1	0	0	0	0	0	2	
	LEVANTE		0	0	0	0	0	0	0	0	0	0	2	2	
	QUATTROPORTE		2	0	0	0	0	0	0	0	0	0	0	2	
	GRANCABRIO		0	0	0	0	1	0	0	0	0	0	0	1	
	GHIBLI S Q4		0	2	0	0	0	0	2	0	0	1	0	5	
	MINI	Total	94	118	113	98	68	72	80	90	118	117	108	120	1.196
		Share	2,56%	4,11%	3,41%	3,43%	2,52%	2,58%	2,40%	3,07%	4,28%	4,43%	4,08%	3,60%	3,34%
	ONE		1	0	0	0	0	0	0	0	0	0	0	1	
	COOPER		7	9	1	7	12	4	3	5	9	15	12	8	92
	COOPER 5P		5	6	6	6	4	3	9	8	5	5	6	6	69
	COOPER S		38	45	28	19	18	18	28	25	30	40	35	48	372
	COOPER S 5P		19	26	34	26	12	17	21	19	29	25	26	26	280
	COOPER S PACEMAN		0	0	0	0	0	0	0	0	0	0	0	0	
	COOPER CLUBMAN S		2	2	5	2	9	11	7	9	13	9	9	10	88
	COOPER S CABRIO		1	2	1	1	0	0	0	12	20	9	7	10	63
	COOPER COUNTRYMAN		16	19	30	27	4	2	1	0	0	0	0	0	99
	COOPER JCW		0	0	0	0	0	0	0	0	0	0	0	0	
	COOPER JCW ROADSTER		0	0	0	0	0	0	0	0	0	0	0	0	
	COOPER JCW CABRIO		0	0	0	0	0	0	0	0	0	0	0	0	
	COOPER JCW COUNTRYMAN		0	1	2	6	5	6	2	1	1	0	0	24	
	COOPER JCW PACEMAN		3	0	0	0	0	1	0	0	0	0	0	4	
	COOPER HATCH JCW 3P		2	8	6	4	4	10	9	11	11	14	13	12	104
	COOPER S ROADSTER		0	0	0	0	0	0	0	0	0	0	0	0	
	COOPER RED BULL		0	0	0	0	0	0	0	0	0	0	0	0	
	PORSCHE	Total	61	56	53	66	71	89	101	124	93	94	67	122	997
		Share	1,66%	1,95%	1,60%	2,31%	2,63%	3,19%	3,03%	4,22%	3,38%	3,56%	2,53%	3,66%	2,78%
	911		7	1	4	2	8	11	21	24	19	8	0	14	119
	911 TURBO		1	0	0	2	0	0	2	7	4	3	2	1	22
	BOXSTER		3	4	0	0	9	5	3	16	15	24	17	16	112
	CAYENNE		27	28	21	31	30	47	39	26	19	23	11	34	336
	CAYMAN		4	2	2	5	5	2	2	7	1	1	3	7	41
	MACAN		18	20	26	25	15	24	34	44	33	31	30	46	346
	PANAMERA		1	1	0	1	4	0	0	0	2	4	4	4	21

EMPLACAMENTO DAS ASSOCIADAS ABEIFA - 2016
VEÍCULOS IMPORTADOS

MARCA/MODELO		jan	fev	mar	abr	mai	jun	jul	ago	set	out	nov	dez	Total
 ROLLS ROYCE	Total	0	0	0	0	0	0	0	1	0	0	0	0	1
	Share	0,00%	0,00%	0,00%	0,00%	0,00%	0,00%	0,00%	0,03%	0,00%	0,00%	0,00%	0,00%	0,00%
GHOST		0	0	0	0	0	0	0	0	0	0	0	0	0
DROPHEAD		0	0	0	0	0	0	0	0	0	0	0	0	0
WRAITH		0	0	0	0	0	0	0	1	0	0	0	0	1
PHANTOM		0	0	0	0	0	0	0	0	0	0	0	0	0
 SUZUKI	Total	174	139	175	154	161	163	169	164	195	84	171	195	1.944
	Share	4,74%	4,84%	5,28%	5,39%	5,97%	5,85%	5,06%	5,59%	7,08%	3,18%	6,45%	5,85%	5,42%
GRAN VITARA		103	69	56	54	61	66	75	70	136	9	57	97	853
SWIFT		20	10	7	7	7	12	10	3	4	2	5	10	97
SCROSS		0	0	0	0	0	0	0	0	0	0	0	88	88
SX4		51	60	112	93	93	85	84	91	55	73	109	0	906
 VOLVO	Total	319	215	268	254	277	310	305	309	310	270	286	331	3.454
	Share	8,69%	7,49%	8,08%	8,89%	10,27%	11,12%	9,14%	10,52%	11,26%	10,23%	10,79%	9,92%	9,63%
S60		19	16	28	20	18	16	26	18	14	26	34	18	253
V40		56	21	42	36	49	65	51	39	47	31	22	37	496
V60		17	6	12	5	14	15	8	11	6	9	14	10	127
XC60		193	150	165	175	165	181	171	178	182	170	185	229	2.144
XC90		34	22	21	18	31	33	49	63	61	34	31	37	434
OUTROS	Total	13	12	11	0	0	0	0	0	0	0	0	0	36
TOTAL IMPORTADOS ...		3.672	2.871	3.317	2.856	2.696	2.788	3.337	2.936	2.754	2.639	2.650	3.336	35.852