

















MARCA/MODELO		jan	fev	mar	abr	mai	jun	jul	ago	set	out	nov	dez	Total
 BMW	Total	161	153	226	260	0	0	0	0	0	0	0	0	800
	Share	6,64%	5,94%	6,54%	8,03%									
SÉRIE 1														0
SÉRIE 2		31	21	33	42									127
SÉRIE 3			1	1	1									3
SÉRIE 4		9	10	4	8									31
SÉRIE 5		26	19	28	30									103
SÉRIE 6														0
SÉRIE 7		2	2		1									5
I3														0
I8		8	2	2										12
X1		2												2
X2					46									46
X3			19	68	25									112
X4		18	18	16	9									61
X5		30	31	32	59									152
X6		19	18	23	15									75
M135i														0
M140i		2	2	3	3									10
M2		4	4	5	3									16
M235i														0
M240i		3	1	7	8									19
M3 SEDAN		6	4	4	6									20
M4					1									1
M5														0
M6		1	1		3									5
Z3														0
Z4														0
 BYD	Total	1	0	4	0	0	0	0	0	0	0	0	0	5
	Share	0,04%	0,00%	0,12%	0,00%									
E5				4										4
E6														0
T3		1												1
 CHERY	Total	0	0	0	1	0	0	0	0	0	0	0	0	1
	Share	0,00%	0,00%	0,00%	0,03%									
CELER														0
CELER SEDAN														0
CIELO HATCH														0
CIELO SEDAN														0
FACE														0
QQ														0
S-18														0
TIGGO					1									1
OUTROS														0
 FERRARI	Total	0	3	1	2	0	0	0	0	0	0	0	0	6
	Share	0,00%	0,12%	0,03%	0,06%									
458			1											1
488 GTB														0
488 SPIDER			2	1										3
812					2									2
CALIFORNIA														0
F12 TDF														0
FF														0
F12 BERLINETTA														0

MARCA/MODELO		jan	fev	mar	abr	mai	jun	jul	ago	set	out	nov	dez	Total	
 JAC MOTORS	Total	283	341	436	370	0	0	0	0	0	0	0	0	1.430	
	Share	11,67%	13,23%	12,61%	11,43%										12,23%
	A13 HACTH														0
	J2														0
	J3														0
	J3 TURIN		1												1
	J5	1													1
	J6 2.0 5S														0
	J6 2.0 7S														0
	S5														0
	S7	1													1
	T 140														0
	T 40	174	254	290	236										954
	T 5	91	66	104	94										355
T 6	12	10	26	19										67	
T 8			3	2										5	
V260	4	10	13	19										46	
 JAGUAR	Total	102	84	89	91	0	0	0	0	0	0	0	0	366	
	Share	4,21%	3,26%	2,57%	2,81%										3,13%
	F-TYPE	1			2										3
	F-PACE	62	55	63	72										252
	XE	3	1		2										6
	XE S	30	24	24	9										87
	XF	1	1	1	4										7
	XFR	5	1	1	2										9
	XJ		2												2
	XK														0
	 KIA MOTORS	Total	618	983	1.416	1.098	0	0	0	0	0	0	0	0	4.115
Share		25,48%	38,15%	40,96%	33,92%										35,18%
BONGO		110	156	154	158										578
CADENZA		1													1
CARENS															0
CARNIVAL		15	26	28	21										90
CERATO		139	214	540	310										1.203
MOHAVE		1													1
OPTIMA															0
PICANTO		13	69	28	5										115
QUORIS															0
SEDONA															0
SORENTO		27	40	34	48										149
SOUL		1			31										32
SPORTAGE	310	478	632	525										1.945	
STINGER	1													1	
 LAMBORGHINI	Total	1	0	1	1	0	0	0	0	0	0	0	0	3	
	Share	0,04%	0,00%	0,03%	0,03%										0,03%
	GALLARDO														0
	HURACAN			1	1										2
AVENTADOR	1													1	

MARCA/MODELO		jan	fev	mar	abr	mai	jun	jul	ago	set	out	nov	dez	Total
 LAND ROVER	Total	178	111	100	210	0	0	0	0	0	0	0	0	599
	Share	7,34%	4,31%	2,89%	6,49%									
DEFENDER														0
DISCOVERY 4		62	25	18	106									211
DISCOVERY SPORT				1										1
EVOQUE		5	2	2	2									11
FREELANDER														0
RANGE ROVER			9	8	11									28
RANGE ROVER SPORT		25	8	9	9									51
VELAR		86	67	62	82									297
 LIFAN	Total	288	192	239	240	0	0	0	0	0	0	0	0	959
	Share	11,88%	7,45%	6,91%	7,41%									
FOISON		25	18	11	7									61
LF 320														0
LF 530		45	34	55	51									185
LF 620														0
X50														0
X60		216	139	173	181									709
X70		2	1		1									4
X80														0
 MASERATI	Total	2	1	6	3	0	0	0	0	0	0	0	0	12
	Share	0,08%	0,04%	0,17%	0,09%									
GRANTURISMO														0
LEVANTE		1		3	3									7
QUATTROPORTE			1	1										2
GRANCABRIO				1										1
GHIBLI		1		1										2
 MINI	Total	143	127	141	107	0	0	0	0	0	0	0	0	518
	Share	5,90%	4,93%	4,08%	3,31%									
COOPER		18	13	16	13									60
COOPER 5P		8	11	9	3									31
COOPER S		25	20	27	17									89
COOPER S 5P		15	18	23	14									70
COOPER S PACEMAN														0
COOPER S CLUBMAN		2	3	3	5									13
COOPER S CABRIO		14	13	15	7									49
COOPER S COUNTRYMAN		42	36	42	42									162
COOPER JCW														0
COOPER JCW ROADSTER														0
COOPER JCW CABRIO														0
COOPER JCW COUNTRYMAN		8	6	4	2									20
COOPER JCW PACEMAN														0
COOPER HATCH JCW 3P		11	7	2	4									24
COOPER S ROADSTER														0
COOPER RED BULL														0
 PORSCHE	Total	101	102	128	121	0	0	0	0	0	0	0	0	452
	Share	4,16%	3,96%	3,70%	3,74%									
911		13	15	14	6									48
911 TURBO		1	4	3	2									10
BOXSTER		10	7	14	9									40
CAYENNE		20	24	34	35									113
CAYMAN		10	7	10	15									42
MACAN		30	35	39	33									137
PANAMERA		17	10	14	21									62

MARCA/MODELO		jan	fev	mar	abr	mai	jun	jul	ago	set	out	nov	dez	Total
 ROLLS ROYCE	Total	0	0	0	0	0	0	0	0	0	0	0	0	0
	Share	0,00%	0,00%	0,00%	0,00%									0,00%
GHOST														0
DROPHEAD														0
WRAITH														0
PHANTOM														0
DAWN														0
 SUZUKI	Total	181	200	221	197	0	0	0	0	0	0	0	0	799
	Share	7,46%	7,76%	6,39%	6,09%									6,83%
GRAN VITARA														0
SWIFT														0
SCROSS		39	33	57	53									182
VITARA		142	167	164	144									617
 VOLVO	Total	366	280	449	536	0	0	0	0	0	0	0	0	1.631
	Share	15,09%	10,87%	12,99%	16,56%									
240														0
S60		15	8	17	11									51
V40		67	33	47	50									197
V60		3	1	7	9									20
XC40				62	133									195
XC60		200	190	236	269									895
XC90		81	48	80	64									273
OUTROS		Total	0	0	0	0								0
TOTAL IMPORTADOS ...		2.425	2.577	3.457	3.237	0	0	0	0	0	0	0	0	11.696