













## EMPLACAMENTO DAS ASSOCIADAS ABEIFA - 2015

### VEÍCULOS IMPORTADOS

MARCA/MODELO		jan	fev	mar	abr	mai	jun	jul	ago	set	out	nov	dez	Total	
 <b>ASTON MARTIN</b>	<b>Total</b>	0	0	1	0	0	0	1	0	0	0	0	0	2	
	<b>Share</b>	0,00%	0,00%	0,02%	0,00%	0,00%	0,00%	0,02%						0,01%	
	DB9	0	0	0	0	0	0	0						0	
	VANTAGE	0	0	1	0	0	0	1						2	
	RAPIDE	0	0	0	0	0	0	0						0	
VIRAGE	0	0	0	0	0	0	0						0		
 <b>BENTLEY</b>	<b>Total</b>	1	1	0	1	0	0	1	0	0	0	0	0	4	
	<b>Share</b>	0,01%	0,02%	0,00%	0,02%	0,00%	0,00%	0,02%						0,01%	
	FLYING SPUR	0	1	0	0	0	0	0						1	
GT	1	0	0	1	0	0	1						3		
 <b>BMW</b>	<b>Total</b>	726	455	521	557	411	405	435	0	0	0	0	0	3.510	
	<b>Share</b>	10,82%	8,87%	8,93%	10,56%	8,51%	7,93%	8,20%							9,19%
	SÉRIE 1	68	25	25	8	6	2	8							142
	SÉRIE 2	0	12	20	13	9	16	15							85
	SÉRIE 3	149	70	97	98	92	72	60							638
	SÉRIE 4	58	43	59	76	58	50	54							398
	SÉRIE 5	49	33	52	28	25	11	33							231
	SÉRIE 6	3	3	2	5	4	2	2							21
	SÉRIE 7	4	0	2	0	2	0	2							10
	I3	3	3	3	1	5	4	3							22
	I8	1	3	2	2	1	0	0							9
	X1	30	33	20	14	10	5	4							116
	X3	140	50	31	59	18	17	14							329
	X4	74	63	71	70	45	88	70							481
	X5	53	47	63	74	68	69	69							443
	X6	27	21	20	26	28	26	44							192
	M135I	9	5	9	20	8	10	11							72
	M235I	13	13	8	16	7	3	7							67
	M3 SEDAN	0	2	7	15	7	6	12							49
	M4	16	11	16	11	5	8	10							77
	M5	2	4	2	8	0	3	3							22
M6	4	6	5	7	11	6	7							46	
Z3	1	0	0	0	0	0	0							1	
Z4	22	8	7	6	2	7	7							59	
 <b>CHANGAN</b>	<b>Total</b>	1	27	3	95	3	2	3	0	0	0	0	0	134	
	<b>Share</b>	0,01%	0,53%	0,05%	1,80%	0,06%	0,04%	0,06%						0,35%	
	SC	1	27	3	95	3	2	3							134
UTILITY	0	0	0	0	0	0	0							0	
 <b>CHERY</b>	<b>Total</b>	827	526	498	272	282	288	333	0	0	0	0	0	3.026	
	<b>Share</b>	12,33%	10,26%	8,54%	5,16%	5,84%	5,64%	6,27%						7,92%	
	CELER	255	150	197	91	75	48	28							844
	CELER SEDAN	0	0	0	33	24	21	19							97
	CIELO HATCH	0	0	0	1	1	1	0							3
	CIELO SEDAN	0	0	1	0	0	0	0							1
	FACE	65	54	74	30	21	16	7							267
	QQ	293	184	110	55	89	121	168							1.020
	S-18	0	0	0	0	1	0	0							1
	TIGGO	214	138	116	62	69	81	111							791
	OUTROS	0	0	0	0	2	0	0							2
 <b>CHRYSLER</b>	<b>Total</b>	11	9	21	13	11	12	8	0	0	0	0	0	85	
	<b>Share</b>	0,16%	0,18%	0,36%	0,25%	0,23%	0,24%	0,15%						0,22%	
	300 C	3	0	0	2	2	1	4							12
TOWN & COUNTRY	8	9	21	11	9	11	4							73	








## EMPLACAMENTO DAS ASSOCIADAS ABEIFA - 2015

### VEÍCULOS IMPORTADOS

MARCA/MODELO		jan	fev	mar	abr	mai	jun	jul	ago	set	out	nov	dez	Total
 <b>DODGE</b>	<b>Total</b>	278	217	241	231	228	176	148	0	0	0	0	0	1.519
	<b>Share</b>	4,14%	4,23%	4,13%	4,38%	4,72%	3,45%	2,79%						3,98%
DURANGO		3	5	3	11	22	11	11						66
JOURNEY		275	212	238	220	206	165	137						1.453
VIPER		0	0	0	0	0	0	0						0
 <b>FERRARI</b>	<b>Total</b>	1	1	1	2	1	1	1	0	0	0	0	0	8
	<b>Share</b>	0,01%	0,02%	0,02%	0,04%	0,02%	0,02%	0,02%						0,02%
308 GTS		0	0	0	0	0	0	0						0
458		0	1	0	1	0	1	1						4
CALIFORNIA		0	0	1	1	0	0	0						2
FF		0	0	0	0	1	0	0						1
F12 BERLINETTA		1	0	0	0	0	0	0						1
 <b>GEELY</b>	<b>Total</b>	44	31	63	77	59	50	65	0	0	0	0	0	389
	<b>Share</b>	0,66%	0,60%	1,08%	1,46%	1,22%	0,98%	1,22%						1,02%
EC-7		20	10	35	42	31	31	40						209
GC2		24	21	28	35	28	19	25						180
GX2		0	0	0	0	0	0	0						0
 <b>HAFEI MOTOR</b>	<b>Total</b>	5	5	26	7	6	1	7	0	0	0	0	0	57
	<b>Share</b>	0,07%	0,10%	0,45%	0,13%	0,12%	0,02%	0,13%						0,15%
TOWNER FURGÃO		3	0	1	0	0	0	1						5
TOWNER PASSAGEIRO		0	0	0	0	0	0	0						0
TOWNER PICK UP		2	5	25	7	6	1	6						52
 <b>JAC MOTORS</b>	<b>Total</b>	699	437	477	427	323	537	491	0	0	0	0	0	3.391
	<b>Share</b>	10,42%	8,52%	8,18%	8,10%	6,69%	10,52%	9,25%						8,88%
A13 HACTH		0	0	0	2	0	0	0						2
J2		222	113	110	121	88	75	80						809
J3		129	99	99	123	81	79	70						680
J3 TURIN		153	128	114	114	77	118	69						773
J5		36	15	8	3	24	40	37						163
J6 2.0 5S		1	3	1	1	1	0	0						7
J6 DIAMOND 7S		28	31	32	43	26	28	17						205
S3		0	0	4	0	0	0	0						4
T 140		1	2	2	0	1	2	2						10
T 6		39	10	89	2	1	174	195						510
T 8		90	36	18	18	24	21	21						228
 <b>JAGUAR</b>	<b>Total</b>	24	22	50	34	26	33	28	0	0	0	0	0	217
	<b>Share</b>	0,36%	0,43%	0,86%	0,64%	0,54%	0,65%	0,53%						0,57%
F-TYPE		7	2	3	3	4	0	4						23
XF		13	20	46	29	20	27	21						176
XFR		2	0	0	1	0	0	0						3
XJ		1	0	1	1	1	3	2						9
XK		1	0	0	0	1	3	1						6
<b>Jeep</b>	<b>Total</b>	330	249	324	238	300	209	214	0	0	0	0	0	1.864
	<b>Share</b>	4,92%	4,86%	5,55%	4,51%	6,21%	4,09%	4,03%						4,88%
CHEROKEE		10	12	20	24	39	20	34						159
GRAND CHEROKEE		179	175	264	179	222	147	137						1.303
COMPASS		127	52	20	10	6	5	7						227
WRANGLER		14	10	20	25	33	37	36						175








## EMPLACAMENTO DAS ASSOCIADAS ABEIFA - 2015

### VEÍCULOS IMPORTADOS





MARCA/MODELO		jan	fev	mar	abr	mai	jun	jul	ago	set	out	nov	dez	Total		
 JINBEI AUTOMOBILE	<b>Total</b>	32	39	54	15	10	14	7	0	0	0	0	0	171		
	<b>Share</b>	0,48%	0,76%	0,93%	0,28%	0,21%	0,27%	0,13%						0,45%		
	TOPIC PASSAGEIRO	18	27	40	9	5	12	5							116	
	TOPIC ESCOLAR	14	12	14	6	5	2	2							55	
 KIA MOTORS	<b>Total</b>	1.743	1.336	1.557	1.284	1.299	1.446	1.558	0	0	0	0	0	10.223		
	<b>Share</b>	25,98%	26,05%	26,69%	24,35%	26,91%	28,33%	29,36%							26,77%	
		BONGO	248	250	284	239	200	198	202							1.621
		CADENZA	10	9	4	6	4	13	4							50
		CARENS	1	1	0	1	1	0	0							4
		CARNIVAL	7	19	14	12	5	9	9							75
		CERATO	191	138	162	134	91	187	241							1.144
		MOHAVE	2	0	3	3	1	2	5							16
		OPTIMA	27	10	25	12	20	16	15							125
		PICANTO	193	147	173	126	148	138	137							1.062
		QUORIS	0	1	0	2	0	0	3							6
		SORENTO	158	130	271	262	197	150	172							1.340
		SOUL	46	28	29	29	32	61	81							306
		SPORTAGE	860	603	592	458	600	672	689							4.474
 LAMBORGHINI	<b>Total</b>	0	2	1	2	0	0	1	0	0	0	0	0	6		
	<b>Share</b>	0,00%	0,04%	0,02%	0,04%	0,00%	0,00%	0,02%							0,02%	
		GALLARDO	0	0	0	0	0	0	1							1
		HURACAN	0	2	0	2	0	0	0							4
	AVENTADOR	0	0	1	0	0	0	0							1	
 LAND ROVER	<b>Total</b>	641	597	727	713	660	692	749	0	0	0	0	0	4.779		
	<b>Share</b>	9,55%	11,64%	12,46%	13,52%	13,67%	13,56%	14,11%							12,52%	
		DISCOVERY 4	100	71	121	146	161	235	322							1.156
		EVOQUE	379	366	452	418	378	386	339							2.718
		FREELANDER	94	78	59	27	10	6	1							275
	RANGE ROVER	68	82	95	122	111	65	87							630	
 LIFAN	<b>Total</b>	558	456	429	420	318	365	379	0	0	0	0	0	2.925		
	<b>Share</b>	8,32%	8,89%	7,35%	7,96%	6,59%	7,15%	7,14%							7,66%	
		FOISON	66	87	84	106	78	87	76							584
		LF 320	0	1	0	0	0	0	0							1
		LF 530	72	90	96	112	93	106	75							644
		LF 620	1	0	0	1	0	0	0							2
		X50	0	0	0	0	1	0	0							1
		X60	419	278	249	201	146	172	228							1.693
 MASERATI	<b>Total</b>	1	2	2	0	2	1	1	0	0	0	0	0	9		
	<b>Share</b>	0,01%	0,04%	0,03%	0,00%	0,04%	0,02%	0,02%							0,02%	
		GRANTURISMO	0	0	1	0	0	0	0							1
		QUATTROPORTE	0	0	0	0	1	0	0							1
	Ghibli S Q4	1	2	1	0	1	1	1							7	
 MAZDA	<b>Total</b>	0	0	0	0	0	0	0	0	0	0	0	0	0		
	<b>Share</b>	0,00%	0,00%	0,00%	0,00%	0,00%	0,00%	0,00%							0,00%	
			0	0	0	0	0	0	0						0	

## EMPLACAMENTO DAS ASSOCIADAS ABEIFA - 2015

### VEÍCULOS IMPORTADOS

MARCA/MODELO		jan	fev	mar	abr	mai	jun	jul	ago	set	out	nov	dez	Total	
	<b>MINI</b>	<b>Total</b>	193	150	178	185	171	170	197	0	0	0	0	1.244	
		<b>Share</b>	2,88%	2,93%	3,05%	3,51%	3,54%	3,33%	3,71%						3,26%
		ONE	0	6	3	8	3	6	5						31
		COOPER	63	37	25	13	10	9	5						162
		COOPER 5P	0	0	3	6	13	14	9						45
		COOPER S	75	69	71	47	52	56	78						448
		COOPER S 5P	0	0	18	69	58	44	42						231
		COOPER S PACEMAN	13	11	18	9	3	1	2						57
		COOPER CLUBMAN	0	0	1	0	0	0	0						1
		COOPER S CABRIO	1	1	3	3	1	4	3						16
		COOPER COUNTRYMAN	33	24	29	21	24	28	47						206
		COOPER JCW ROADSTER	0	0	1	0	0	0	0						1
		COOPER JCW CABRIO	0	1	0	2	1	1	1						6
		COOPER JCW COUNTRYMAN	8	1	3	6	5	3	4						30
		COOPER JCW PACEMAN	0	0	1	0	1	2	1						5
		COOPER S ROADSTER	0	0	0	1	0	0	0						1
	COOPER RED BULL	0	0	2	0	0	2	0						4	
	<b>PORSCHE</b>	<b>Total</b>	44	32	61	71	52	107	32	0	0	0	0	399	
		<b>Share</b>	0,66%	0,62%	1,05%	1,35%	1,08%	2,10%	0,60%						1,04%
		911	4	4	1	2	4	4	1						20
		911 TURBO	2	0	1	1	1	1	2						8
		BOXSTER	10	6	9	5	6	9	5						50
		CAYENNE	1	1	7	5	3	43	14						74
		CAYMAN	3	1	0	1	3	5	1						14
		MACAN	20	19	41	53	35	43	9						220
		PANAMERA	4	1	2	4	0	2	0						13
	<b>RAM</b>	<b>Total</b>	0	0	0	0	0	0	0	0	0	0	0	0	
		<b>Share</b>	0,00%	0,00%	0,00%	0,00%	0,00%	0,00%	0,00%						0,00%
	RAM 2500		0	0	0	0	0	0						0	
	<b>ROLLS ROYCE</b>	<b>Total</b>	0	1	0	2	1	0	0	0	0	0	0	4	
		<b>Share</b>	0,00%	0,02%	0,00%	0,04%	0,02%	0,00%	0,00%						0,01%
		GHOST	0	1	0	0	0	0	0						1
		DROPHEAD	0	0	0	1	0	0	0						1
		WRAITH	0	0	0	0	1	0	0						1
	PHANTOM	0	0	0	1	0	0	0						1	
	<b>SSANGYONG</b>	<b>Total</b>	45	41	25	20	14	13	9	0	0	0	0	167	
		<b>Share</b>	0,67%	0,80%	0,43%	0,38%	0,29%	0,25%	0,17%						0,44%
		ACTYON	0	1	0	0	1	0	0						2
		ACTYON SPORTS	12	7	7	4	5	3	1						39
		KORANDO	10	12	8	6	4	6	2						48
		KYRONM	18	20	6	6	3	1	2						56
	REXTON	5	1	4	4	1	3	4						22	
	<b>SUZUKI</b>	<b>Total</b>	316	223	210	228	311	273	291	0	0	0	0	1.852	
		<b>Share</b>	4,71%	4,35%	3,60%	4,32%	6,44%	5,35%	5,48%						4,85%
		GRAN VITARA	284	187	178	197	191	166	175						1.378
		SWIFT	12	8	13	5	17	12	19						86
	SX4	20	28	19	26	103	95	97						388	
	<b>VOLVO</b>	<b>Total</b>	189	269	364	380	340	309	348	0	0	0	0	2.199	
		<b>Share</b>	2,82%	5,25%	6,24%	7,21%	7,04%	6,05%	6,56%						5,76%
		S60	6	7	15	30	27	16	32						133
		V40	29	47	50	74	76	40	38						354
		V60	5	5	13	18	8	13	17						79
		XC60	149	210	286	258	229	240	246						1.618
	XC90	0	0	0	0	0	0	15	0	0	0	0		15	
<b>TOTAL IMPORTADOS ...</b>			<b>6.709</b>	<b>5.128</b>	<b>5.834</b>	<b>5.274</b>	<b>4.828</b>	<b>5.104</b>	<b>5.307</b>	<b>0</b>	<b>0</b>	<b>0</b>	<b>0</b>	<b>38.184</b>	

**EMPLACAMENTO DAS ASSOCIADAS ABEIFA - 2015**  
**VEÍCULOS DE PRODUÇÃO NACIONAL**

MARCA/MODELO		jan	fev	mar	abr	mai	jun	jul	ago	set	out	nov	dez	Total
 <b>BMW</b>	<b>Total</b>	558	438	766	629	819	951	973						5.134
	<b>Share</b>	<b>72,56%</b>	<b>68,87%</b>	<b>71,26%</b>	<b>42,67%</b>	<b>22,79%</b>	<b>22,33%</b>	<b>18,35%</b>						<b>30,01%</b>
SÉRIE 1		0	0	0	0	61	42	44						147
SÉRIE 3		414	312	491	474	402	480	555						3.128
X1		144	126	275	155	356	429	374						1.859
 <b>CHERY</b>	<b>Total</b>	0	0	0	82	93	80	110						365
	<b>Share</b>				<b>5,56%</b>	<b>2,59%</b>	<b>1,88%</b>	<b>2,07%</b>						<b>2,13%</b>
CELER		0	0	0	45	68	60	85						258
CELER SEDAN		0	0	0	37	25	20	25						107
<b>Jeep</b>  <b>JEEP</b>	<b>Total</b>	0	19	66	575	2.492	3.059	4.028						10.239
	<b>Share</b>		<b>3,0%</b>	<b>6,1%</b>	<b>39,0%</b>	<b>69,3%</b>	<b>71,8%</b>	<b>76,0%</b>						<b>59,85%</b>
RENEGADE			19	66	575	2.492	3.059	4.028						10.239
														0
 <b>SUZUKI</b>	<b>Total</b>	211	179	243	188	190	168	192						1.371
	<b>Share</b>	<b>27,44%</b>	<b>28,1%</b>	<b>22,6%</b>	<b>12,8%</b>	<b>5,3%</b>	<b>3,9%</b>	<b>3,6%</b>						<b>8,01%</b>
JIMNY		211	179	243	188	190	168	192						1.371
<b>TOTAL PROD. NACIONAL ...</b>		<b>769</b>	<b>636</b>	<b>1.075</b>	<b>1.474</b>	<b>3.594</b>	<b>4.258</b>	<b>5.303</b>						<b>17.109</b>

<b>TOTAL ABEIFA</b> <i>(IMPORTADOS + NACIONAIS)</i>	<b>7.478</b>	<b>5.764</b>	<b>6.909</b>	<b>6.748</b>	<b>8.422</b>	<b>9.362</b>	<b>10.610</b>							<b>55.293</b>
--	--------------	--------------	--------------	--------------	--------------	--------------	---------------	--	--	--	--	--	--	---------------